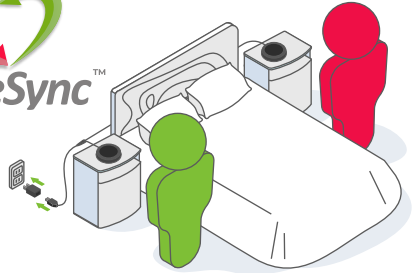


THANK YOU!
for purchasing



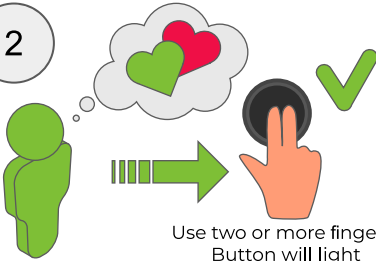
How to enjoy...



1

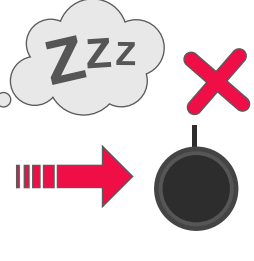
Place a button at each of your bedsides and plug into USB power outlet.

2



Use two or more fingers.
Button will light momentarily

When you feel up for gettin' down, you discreetly tap your button. Your desire will be stored for a set time period.




No risk of rejection here, and no pressure on your partner - if only one of you tap, nothing happens.


BUT...

3

If your partner is also feeling randy during this time period, they'll be discreetly tapping their button.



The exclusive LoveSync technology recognizes that your desires match and lets you both know with a swirling glow from both buttons.



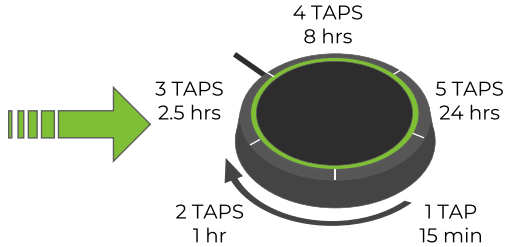


ADDITIONAL FEATURES



Setting the time period of your desire:

The first tap sets a 15 minute window. Additional taps increase the time up to 24 hrs.



The portion of the ring which is lit tells you how long the time is set



Directed Desire: Tap 7 times to trigger a pulsing glow from **both** buttons. This option is a direct signal to your partner as to what's on your mind.



Cancel: Change your mind? Cancel your desire with a 5 second button hold.

We would love your feedback!! [LoveSync.com/feedback](https://www.love-sync.com/feedback)

Follow for new product updates:



[@LoveSyncLife](https://www.instagram.com/LoveSyncLife)

This product was designed to help adult partners communicate sexual desire, NOT consent. **The use of this product can never constitute sexual consent**, regardless of who pressed which button(s). Belavivo, LLC (DBA LoveSync) has no control over how consumers use the product and we, therefore, shall not be liable for any action or inaction of the product's users. None of the information that we may have provided to you in connection with the product constitutes medical, legal or any other professional advice.

This equipment has been tested and found to comply with the limits for a class B digital device, pursuant to part 15 of the FCC Rules. These limits are designed to provide reasonable protection against harmful interference in a residential installation. This equipment generates, uses and can radiate radio frequency energy and if not installed and used in accordance with the instructions, may cause harmful interference to radio communications. However, there is no guarantee that interference will not occur in a particular installation. If this equipment does cause harmful interference to radio or television reception, which can be determined by turning the equipment off and on, the user is encouraged to try to correct the interference by one or more of the following measures:

- Reorient or relocate the receiving antenna.
- Increase the separation between the equipment and receiver.
- Connect the equipment into an outlet on a circuit different from that to which the receiver is connected.
- Consult the dealer or an experienced radio/TV technician for help.

PN1030-00